

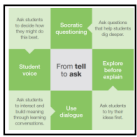






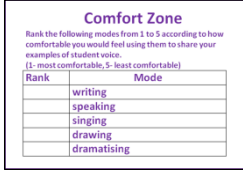












	Handout	Slide	Notes
<p style="text-align: center;">1</p>	 <p style="text-align: center;"><i>Sort from least to most intellectual challenge cards</i></p>	<p style="text-align: center;">4</p>	<p>Each pair of participants needs one set of cards made from this handout. Photocopy and cut into 7 cards. Please note that this handout contains 2 sets of cards (enough for 2 pairs)</p>
<p style="text-align: center;">2</p>	 <p style="text-align: center;"><i>Transforming tasks: strategy diagram</i></p>	<p style="text-align: center;">5</p>	<p>Participants each need an A4 copy of this handout.</p>
<p style="text-align: center;">3</p>	 <p style="text-align: center;"><i>From Tell to ask techniques and examples</i></p>	<p style="text-align: center;">6</p>	<p>Participants each need an A4 copy of this handout.</p>
<p style="text-align: center;">4</p>	 <p style="text-align: center;"><i>Critical and creative thinking continuum</i></p>	<p style="text-align: center;">10</p>	<p>Participants each need an A3 copy of this handout.</p>
<p style="text-align: center;">5</p>	 <p style="text-align: center;"><i>Teaching for Effective Learning Framework: Three Big Ideas</i></p>	<p style="text-align: center;">16</p>	<p>Participants each need an A4 copy of this handout.</p>
<p style="text-align: center;">6</p>	 <p style="text-align: center;"><i>Socratic questioning cards</i></p>	<p style="text-align: center;">18</p>	<p>Each group of three participants needs a set of these cards. Photocopy and cut into 9 cards.</p>

	 <p><i>Plus, Minus, Interesting</i></p>	<p>20</p>	<p>Participants each need an A4 copy of this handout.</p>
	 <p><i>Comfort zone</i></p>	<p>24</p>	<p>Participants each need an A4 copy of this handout. Please note this sheet contains 2 handouts. Photocopy and cut in half.</p>
	 <p><i>Transforming tasks: From Tell to ask</i> <i>A3 sheets</i></p>	<p>25</p>	<p>Participants need an A3 copy of one of: Maths English History Geography Science The Arts Languages</p>

Transforming Tasks: Workshop 3 Icons

	Meaning	Slides
	Indicates that a handout for participants accompanies the slide.	4, 5, 6, 10, 16, 18, 20, 24, 26
	Indicates that participants engage in an activity .	4, 8, 18, 20, 23, 24, 28
	Indicates that participants engage in a discussion .	3,4, 8, 9, 16, 17, 18, 20, 22, 23, 24, 28
	Indicates that participants watch a video .	21
	Indicates that participants read something.	25
	Indicates that a key message is referred to in the slide.	3, 7, 10, 12, 16, 17, 20, 24, 26

