














Transforming Tasks: Workshop 2 Handouts



	Handout	Slide	Notes
1	 <p>Key messages from Workshop 1</p>	3	<p>Make enough copies of this handout for participants to work in groups of 4-6.</p> <p>Cut the handout up to make a set of 8 cards for each group.</p>
2	 <p>Strategies: designing tasks where students do the thinking</p>	6	<p>Participants each need an A4 copy of this handout.</p>
3	 <p>A3 technique and example signs</p>	21	<p>Print an A3 copy of each of the 4 signs to be placed in the 4 corners of the room.</p>
4	 <p>A3 'before' closed to open tasks</p>	22	<p>Cut up the tasks from this A3 handout and place in 2 envelopes (one for primary and one for secondary). One set of envelopes per table group.</p>
5	 <p>A3 Have a go</p>	22	<p>Pairs of participants need one A3 copy of this handout.</p>
6	 <p>Identifying the intellectual challenge of a task</p>	22	<p>Participants each need an A4 copy of this handout.</p>
7	 <p>Critical and creative thinking continuum</p>	22	<p>Participants each need an A3 copy of this handout.</p>
8	 <p>A3 Transforming tasks 'closed to open'</p>	24	<p>Participants each need an A3 copy of one of: Maths English History Geography Science The Arts</p>

Transforming Tasks: Workshop 2 Icons



	Meaning	Slides
	Indicates that a handout for participants accompanies the slide.	3, 6, 21, 22, 24
	Indicates that participants engage in an activity .	3, 8-18, 21, 22, 25, 26
	Indicates that participants engage in a discussion .	5, 19, 23, 24
	Indicates that participants read something.	24
	Indicates that a key message is reinforced in the slide.	1, 8, 23